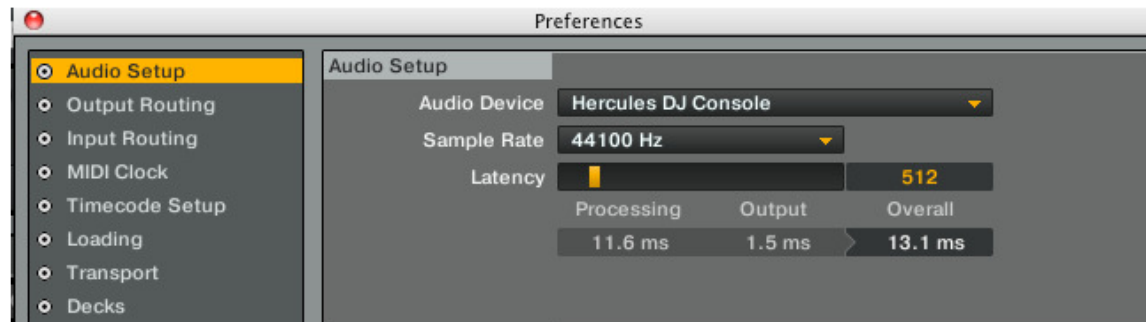


# Configuring Traktor Pro/Duo 2 for the DJ Console (OS X version)

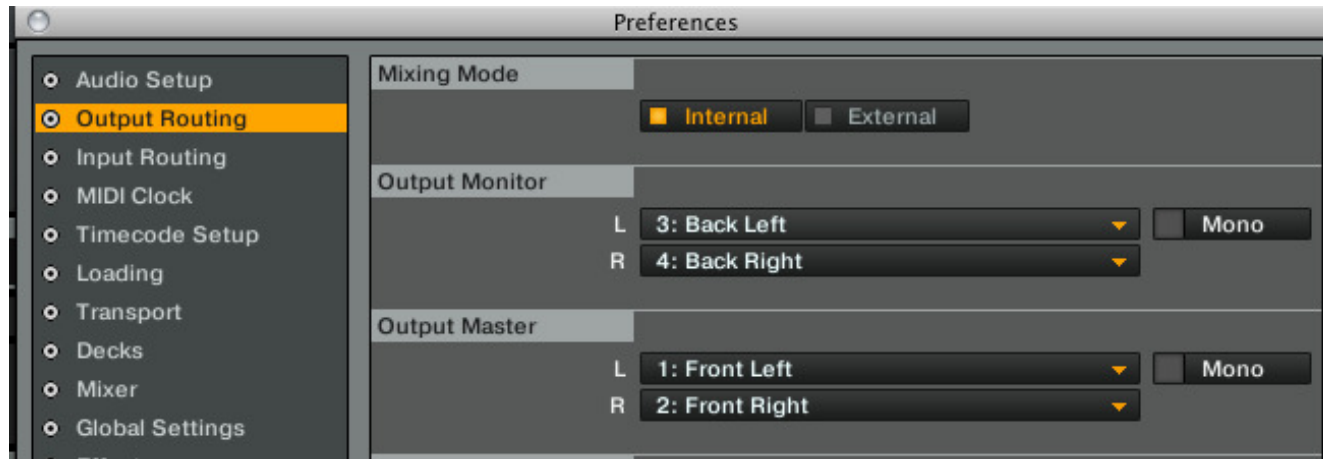
## *1- Audio configuration in Traktor*

a) From the main menu, click on **PREFERENCES**, and select **AUDIO SETUP**.

Choose **Hercules DJ Console** as **Audio Device**. You can also adjust the AUDIO LATENCY.



c) Under **Output Routing**, set Output 3 & 4 for **Monitor** and Output 1 & 2 for **Master**

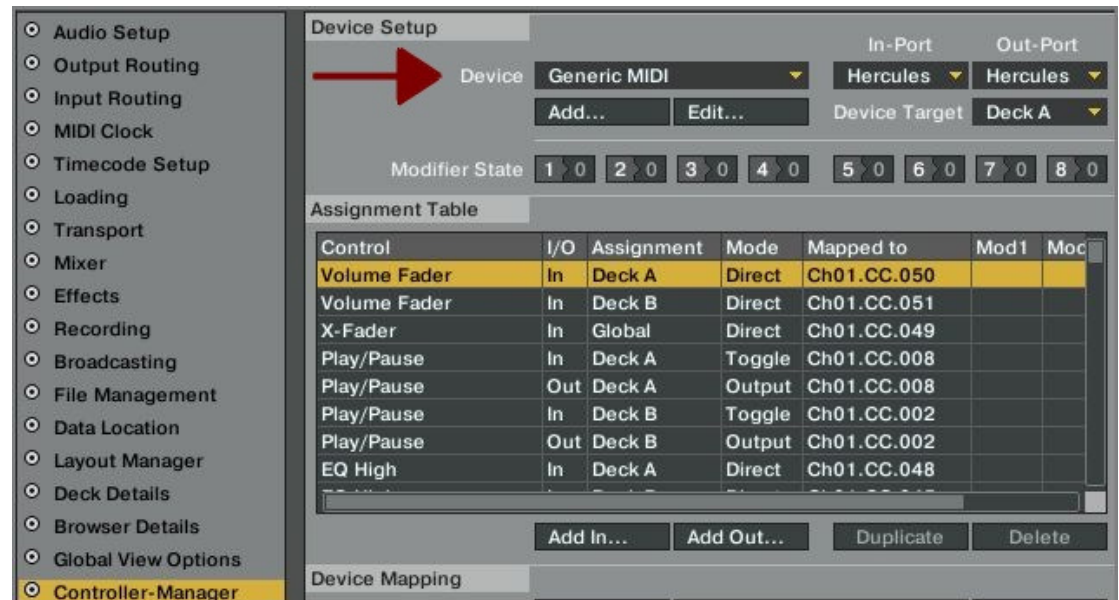


## 2- Configuration of the Midi controllers in Traktor Pro/Duo 2 (Version 2.01)

a. At the bottom of the configuration menu, click the **Import** button to locate and select the **.TSI** configuration file.



b. **Controller Mapping, MIDI Device Setup** and **Effects Settings** should be selected before clicking OK



c. In **Controller-Manager**:

- For Device, select **Generic MIDI-DJ Console**

- Do the same for **In-Port** and **Out-Port**

If this is not the case, be sure to select it (Port 2).

This menu also give you access to the various MIDI settings, should you wish to modify them.



## **MIDI Layout for the DJ Console and Traktor Pro/Duo 2**

**NOTE:** The terms used are those employed in Traktor

### Main Configuration:

- A- EQ (Bass/ Mid/ Treble)
- B- Deck Tempo
- C- FX/Cue/Loop buttons/ **Secondary Function (See below)**
- D- Toggle FX/Cue/Loop mode
- E- Deck Monitor Cue
- F- Deck Volume
- G- Deck Time Stretch ON
- H- Browser List Select Up/Down
- I- Deck Pitch Bend
- J- Deck Load Selected
- K- Deck load Previous / Next
- L- Deck Seek Position
- M- Deck Tempo - Sync
- N- Deck Cue/Pause
- O- Deck Play/Pause
- P- X-Fader



Secondary functions:



- Press and hold the button **2** to control the deck's gain using the Pitch Knobs (A & B)



- Press and hold the button **3** to enable the Scratch function on the jog wheel.





### **FX mode:**

- 1-** Effect 1 On
- 2-** Effect 2 On
- 3-** Effect 3 On



### **Cue mode:**

- 1-** Select/ Set+Store Hotcue 1
- 2-** Select/ Set+Store Hotcue 2
- 3-** Select/ Set+Store Hotcue 3



### **Loop mode:**

- 1-** Loop Size 1/2
- 2-** Loop Size 2
- 3-** Loop Size 4

## Midi controllers map

