

## Virtual DJ Pro configuration for DJControl Instinct

### Installation procedure:

With Virtual DJ closed, copy/overwrite the appropriate folder in the following locations:

### Mappers:

PC -> **My Documents\VirtualDJ\Mappers**

MAC -> **Documents\VirtualDJ\Mappers**

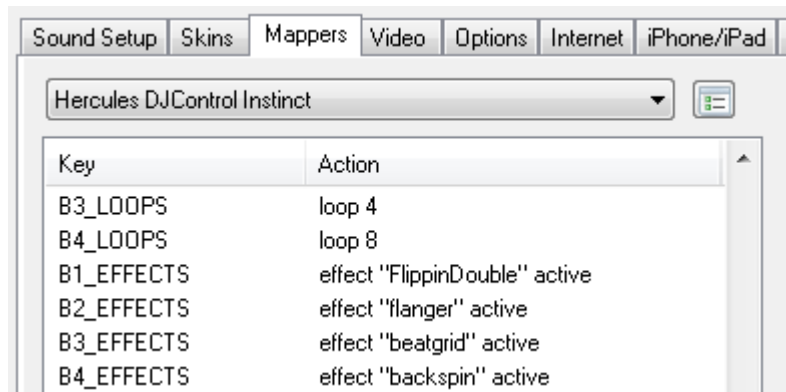
### Devices:

PC -> **My Documents\VirtualDJ\Devices**

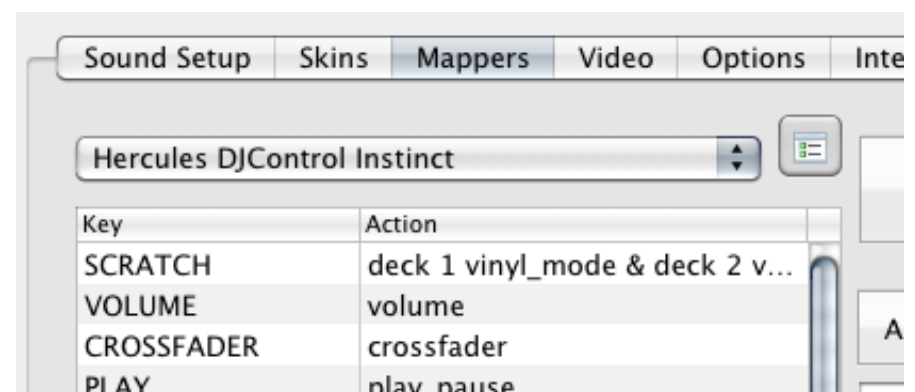
MAC -> **Documents\VirtualDJ\Devices**

The DJControl Instinct should now be automatically recognized by Virtual DJ, and selectable in the MAPPER tab of the configuration menu:

### PC

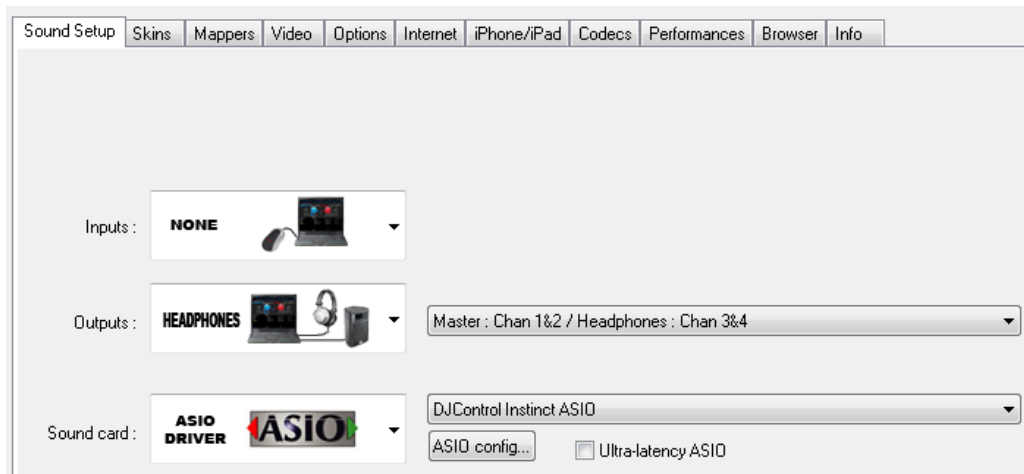


### MAC



All that is left to do is to configure the audio section as follows:

## PC



## MAC



Your DJ Control can now be used with Virtual DJ.

## Configuration de Virtual DJ Pro pour DJControl Instinct

### Procédure d'installation :

Avant de lancer Virtual DJ, copiez les fichiers dans leurs emplacements respectifs:

#### Mappers:

PC -> **Mes Documents\VirtualDJ\Mappers**

MAC -> **Documents\VirtualDJ\Mappers**

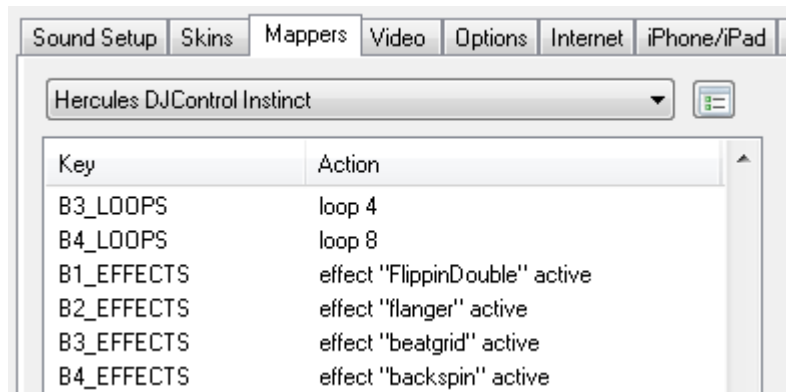
#### Devices:

PC -> **Mes Documents\VirtualDJ\Devices**

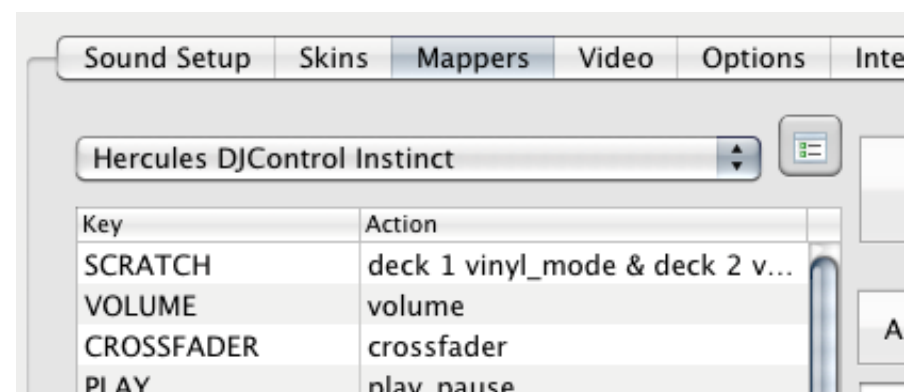
MAC -> **Documents\VirtualDJ\Devices**

La DJControl Instinct devrait maintenant être reconnu automatiquement par Virtual DJ, et apparaître sous l'onglet MAPPER du menu de configuration.

### PC

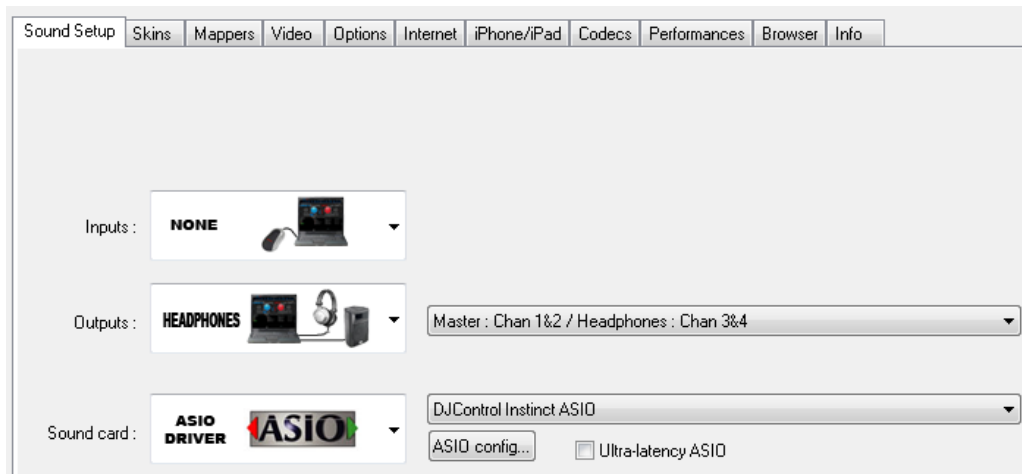


### MAC



Ne reste plus qu'à configurer la partie audio de la console comme ceci :

## PC



## MAC



Votre console peut maintenant être utilisée avec Virtual DJ.